

Installation Procedure

- Download the APK file in your device and go to **‘Downloads’** folder using the **‘File Manager’**.

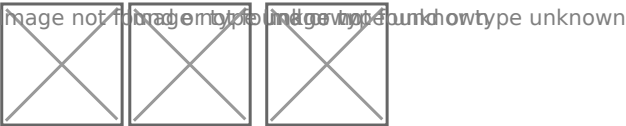


Figure 1-1 APK file

- Locate the corresponding **.apk** file and tap on it. The installation process will begin.
- Tap on **‘INSTALL** button. An “Installing...” progress bar will be displayed.

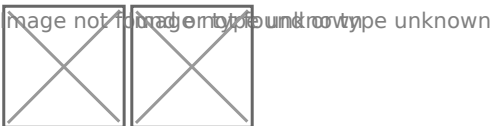


Figure 1-2 installation process

- Tap on **‘OPEN** button after installation process is completed.

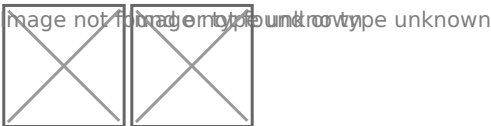


Figure 1-3

Overview:

- The installed app can also be accessed from App drawer or Launcher.