

App Installation

- [App Installation](#)
- [Installation Procedure](#)

App Installation

An APK file will be made available in common access location or shared via link that can be downloaded and installed on your device.

Installation Procedure

- Download the APK file in your device and go to 'Downloads' folder using the 'File Manager'.


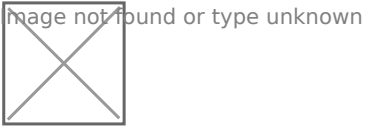


Figure 2-1 APK File

- Locate the corresponding *.apk* file and tap on it. Installation process will begin.
- Tap on 'SETTINGS' button and allow the access, if system asks permission to install app from unknown source.





Figure 2-2 Access Permission

- Tap on '**Install**' button. An "**Installing...**" progress bar will be displayed.

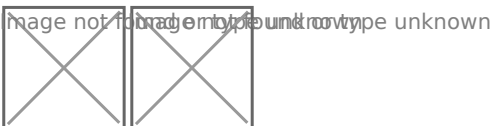


Figure 2-3 Installation process

Tap on '**Open**' button after installation process is completed.




Figure 2-4 opening app

Overview:

- The installed app can also be accessed from App drawer or Launcher.