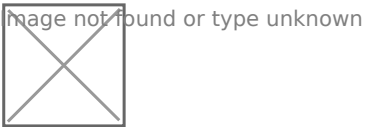
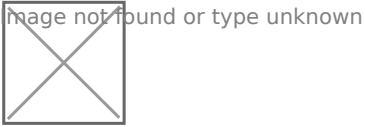



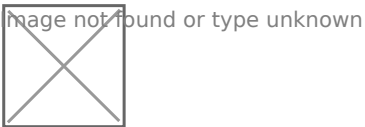
# Installation Procedure

- Download the APK file in your device and go to 'Downloads' folder using the 'File Manager'.



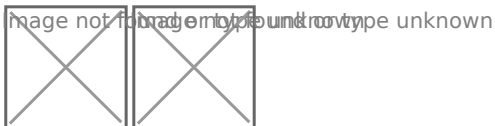
**Figure 2-1 APK File**

- Locate the corresponding *.apk* file and tap on it. Installation process will begin.
- Tap on 'SETTINGS' button and allow the access, if system asks permission to install app from unknown source.




**Figure 2-2 Access Permission**

- Tap on '**Install**' button. An "**Installing...**" progress bar will be displayed.



**Figure 2-3 Installation process**

Tap on '**Open**' button after installation process is completed.



## Figure 2-4 opening app

Overview:

- The installed app can also be accessed from App drawer or Launcher.

---

Revision #4

Created 22 May 2024 10:18:40

Updated 6 February 2025 07:18:10